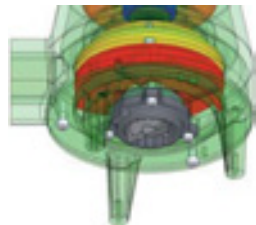


“STR”



Sealand Electric Pumps South Africa

44 Agaat Str, Nirvana Industrial, Polokwane, Limpopo Province, South Africa, 0699

+27 87 150 2772 +27 86 647 3047 info@sealand.co.za www.sealand.co.za

SUBMERSIBLE ELECTRIC WASTEWATER PUMPS WITH CRUSHING SYSTEM

The submersible draining electric pumps with crushing system of the series STR have been designed to crush possible suspended solids parts or fibres and draining dirty liquids, non-explosive or chemically aggressive for the pump's materials.
Temperatures not higher 35 °C (CEI EN 60335-2-41).

TECHNICAL FEATURES

- Motor body and cover with handle: cast iron G20 with anti-corrosive coating
- Pump body: cast iron G20 with anti-corrosive coating
- Impeller: cast iron G20 with anti-corrosive coating
- Crushing system: in precision-cast temperate stainless steel Aisi 440 C
- Pump shaft: stainless steel Aisi 304
- Pump's side seal: mechanical carbon-ceramics
- Motor's side seal: lip ring in NBR
- Feeding cable: 10 m H07RN-F

MOTOR

- Two poles induction rewindable motor with protection IP 68, class F insulation.
- Single-phase feeding with capacitor permanently connected with Compulsory protection against overheating with safety control panel type CDA-M.
- Three-phase feeding 400 V with Compulsory protection against overheating with safety control panel type CDA-T.
- Continuous duty if completely submerged

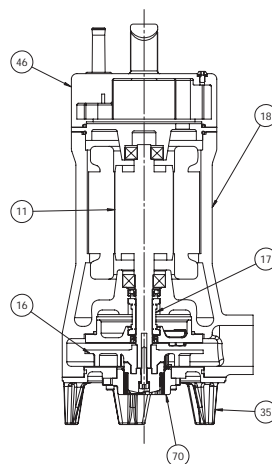
ON REQUEST:

- Single-phase automatic version with float switch (AUT).
- Brass hose connector with curve & nipples.



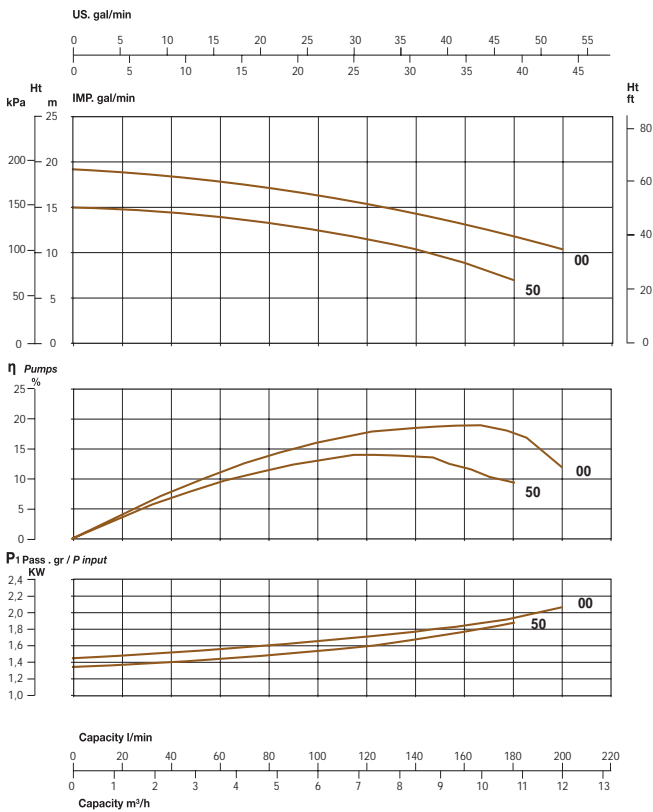
SPARE PARTS LIST

Crushing system: in precision-cast temperate stainless steel



- 11 Pump shaft + rotor
- 16 Impeller
- 17 Mechanical seal
- 18 Pump body
- 35 Pump base
- 46 Cover with handle
- 70 Crushing system

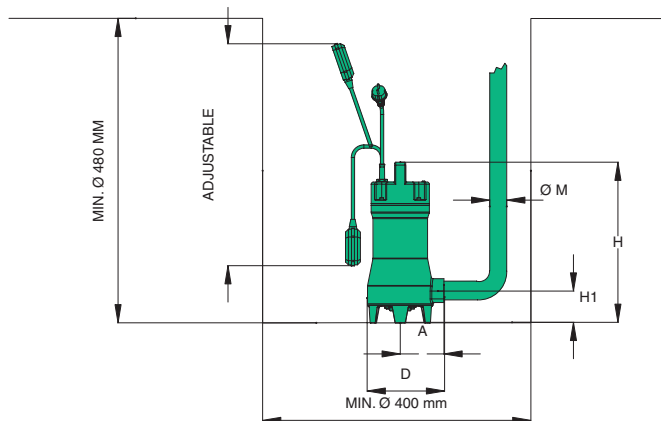
$\text{min}^{-1} \sim 2900$



TYPE	Nominal power	Input power [W]	Capacitor 450 V max	Input current [A]		Capacity																
				1~230V	3~400V	Q [m³/h]	Q [l/1']	Total head (m W.C.)														
Single-phase	Three-phase	kW	HP	a	b	[μF]	1~230V	3~400V	H [m]	0	1.2	2.4	3.6	4.8	6	7.2	8.4	9.6	10.8	12		
a	b	1.1	1.5	1900	1600	30	8.5	2.7	14,9	14,7	14,3	13,8	13,2	12,4	11,4	10,3	8,8	6,9				
STR 150 M	STR 150 T	1.47	2	-	2000	-	-	3.6	19,1	18,8	18,3	17,7	17,0	16,2	15,3	14,2	13,0	11,7	10,3			
	STR 200 T																					

a) ~ Single-phase 230 V

b) ~ Three-phase 400 V



TYPE	DIMENSIONS [mm]					PACKING [mm]			WEIGHT [kg]
	A	H1	H	D	ØM	A	L	P	
STR 150	115	87	440	205	1"1/2	250	215	460	27.8
STR 200	115	87	440	205	1"1/2	250	215	460	28.6

Sealand Electric Pumps South Africa

44 Agaat Str, Nirvana Industrial, Polokwane, Limpopo Province, South Africa, 0699



+27 87 150 2772



+27 86 647 3047



info@sealand.co.za



www.sealand.co.za